

Document 2

Summary of Sowerby Neighbourhood Plan Initial Consultation

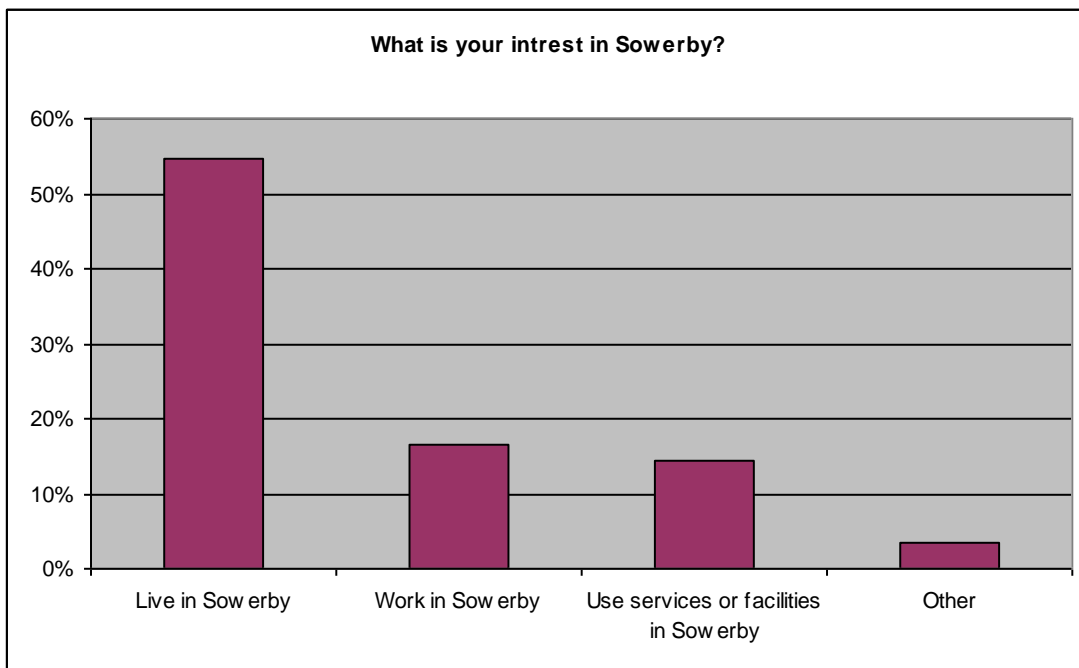
The initial consultation took place in St Peters Community Centre with a very reasonable turnout. The questionnaire was also distributed via social media and the Sowerby Neighbourhood Plan website. Our final consultation push was to hand deliver questionnaires to recipients targeting local establishments, community groups and the local schools.



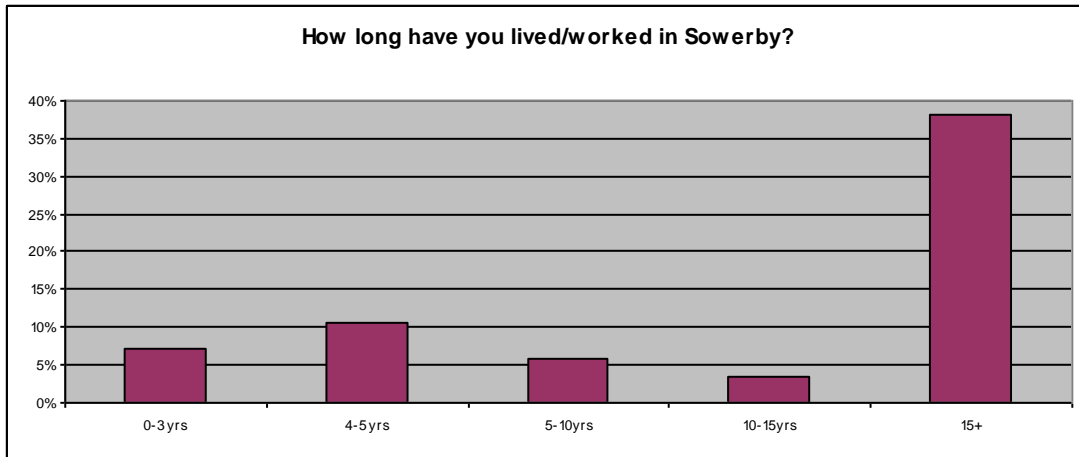
We are currently at about a 3.5% response level (assuming an approximation of 2500 adults in the Sowerby Neighbourhood Plan Area) and will continue to work to improve this figure to ensure a reasonable confidence in the data set collected.

The raw data set can be seen on application by contacting the Sowerby Neighbourhood Forum at hello@sowerby.co.uk. Not all figures will equate to 100% as some questions were not answered or had multiple options.

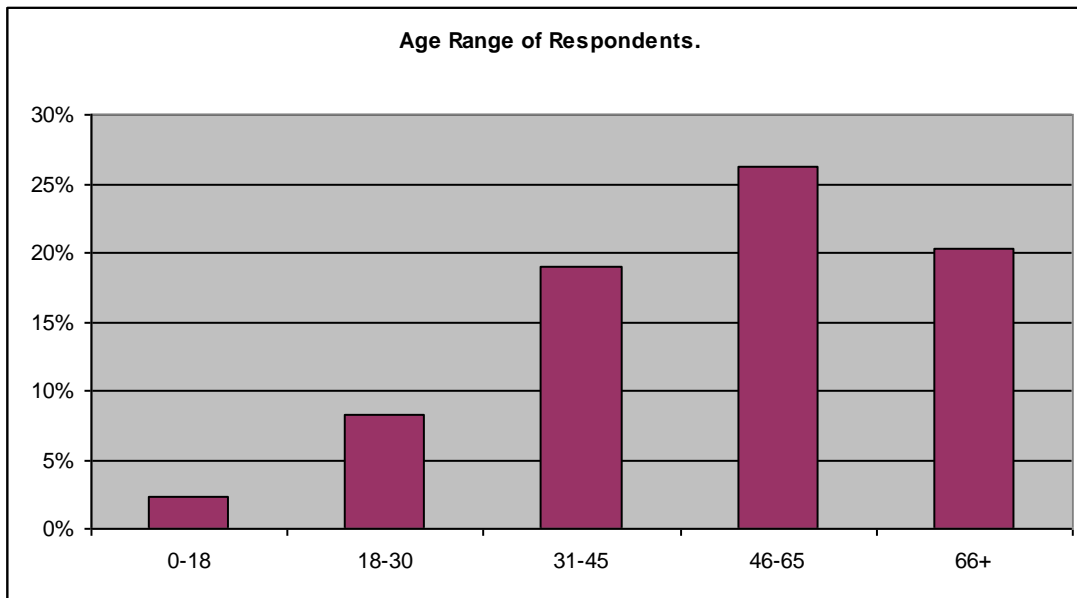
From those questioned 55% live in Sowerby, of the 30% who either worked or used the services in Sowerby 50% also lived in Sowerby.



For those who live or work in Sowerby the anecdotal evidence is that once people come here they stay; making it a very difficult area to get in to was borne out with almost 40% of residents having lived here for over 15 years (a large percentage in this range were considerably higher with 30 -60 years given).



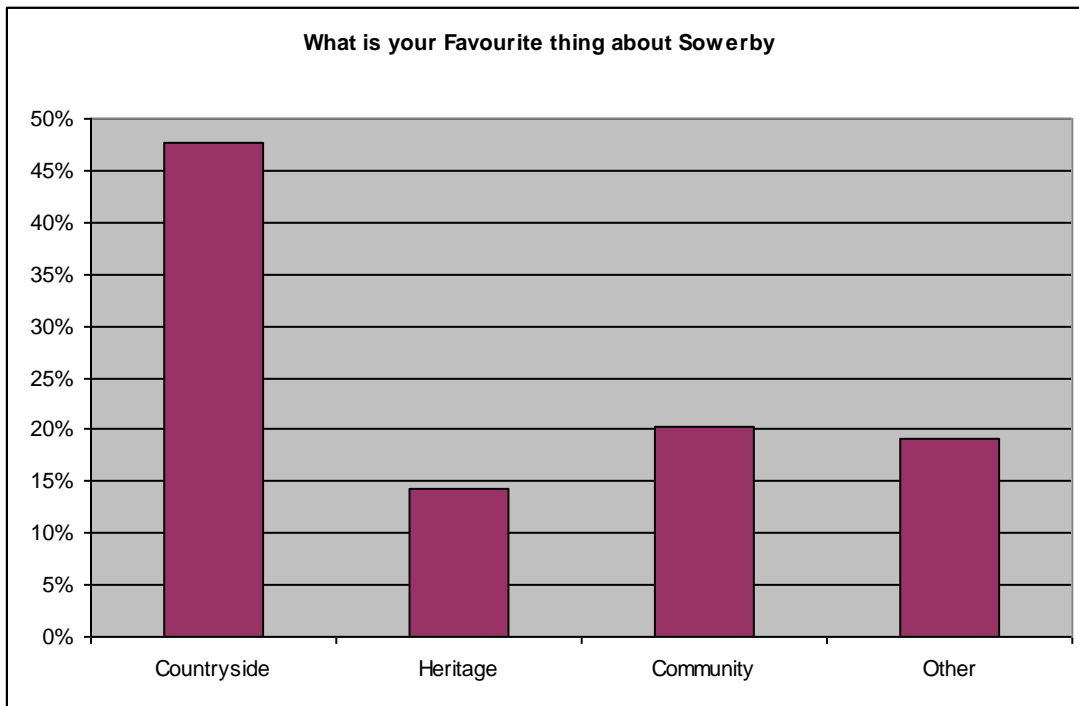
26% of respondents were between 46 and 65, with the 31 – 45 and 65 + age ranges also showing strongly with both around 20% of respondents. This corresponds with the general demographics of the area.



From our questions the top three things that people liked about the area were

- The countryside – 48%
- The community – 20% and
- The area’s heritage – 14%

There were a variety of other comments making up the remaining percentage.

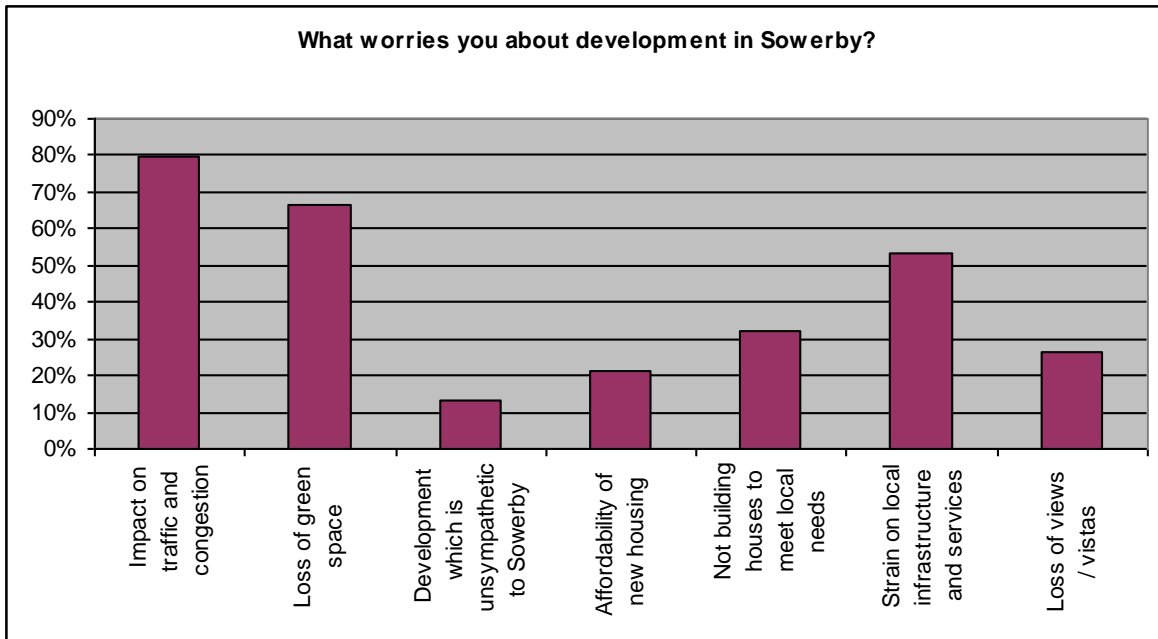


This was also supported by the concerns about the future of Sowerby, urban sprawl removing the village feel was the most important at 16%; when asked what Sowerby should be like in 15 years the top two answers at 17 % and 15% respectively were:

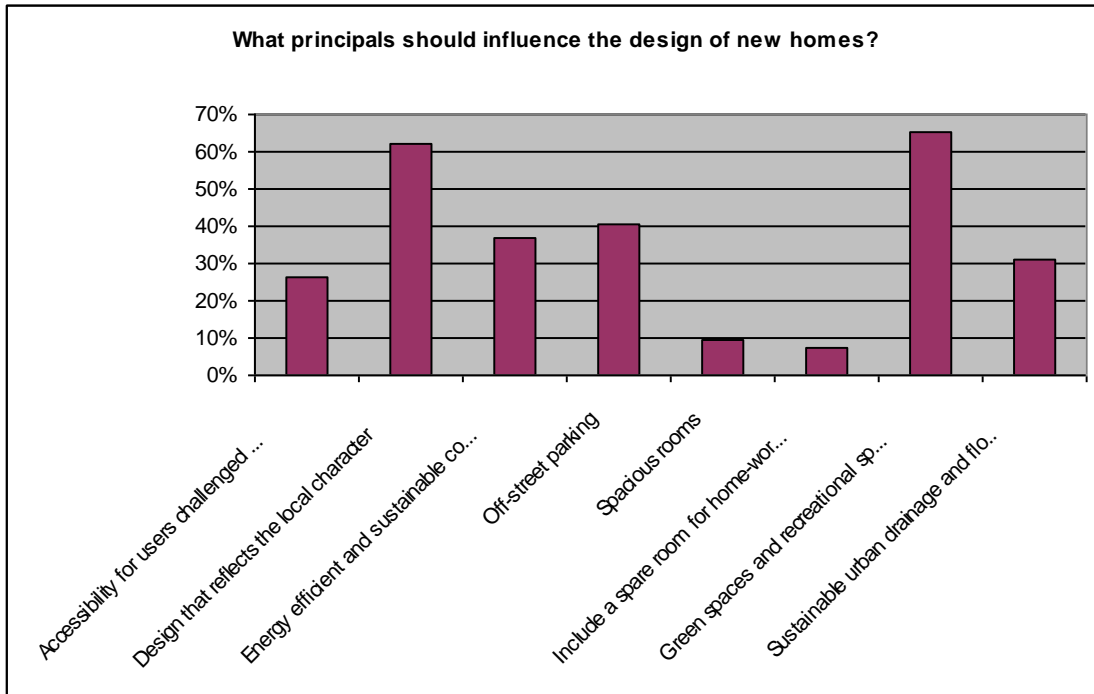
- The same type of place
- An even stronger community

While the concerns about development again focused on community and quality of life with the biggest concerns being:

- Increased Traffic and Congestion at 80% (and 27% stating it was the thing they disliked about Sowerby)
- Loss of Green space at 67%



In fact the need to maintain our rural character and community space was the top principal for influencing future development with 65% of respondents stating creating or maintain green spaces as important. When asked what was missing from the area a park/ with play area was 42% of respondents reply. Enhancing our rural hill top character and heritage was a close second with 62% thinking it was important. Supporting verbal evidence at various meetings keeping traffic off the roads for pedestrian safety and to allow children to play safely was a choice of 40% with sustainable housing coming in fourth at 37% of respondents.



Respondents were also asked if they felt any groups were lacking services or if there were services or facilities missing in Sowerby. The general feeling was if there were more facilities for children and teenagers (a combined 30% of answers) then that would reduce the anti social behaviour problems Sowerby has been suffering from (an issue 22% of respondents put down as being an issue in Sowerby). 14% of respondents felt more could be done for the elderly.

Besides the park and play area there was a significant number, 20%, who felt basic medical services were missing from Sowerby and having this facility would make quality of life better.

When asked what they would like to see the plan address respondents were consistent with hoping to have an effect on traffic, improving green space, maintaining our environment, improving our community facilities and maintaining our heritage.

